

# Air Quality Forecast and Dispersion Outlook of Allegheny County, Pennsylvania for 4/21/23

**Air Quality Forecast:** This is the daily forecasted Air Quality Index (AQI) for each area provided by the PA Department of Environmental Protection. The AQI is based on PM2.5 or Ozone, whichever is forecasted to be higher.

Forecast Period	Pittsburgh Area	Liberty-Clairton Area
<b>Today</b> Friday 4/21/23	PM2.5/Ozone <b>Moderate</b> 53/67 AQI	PM2.5 <b>Unhealthy for Sensitive Groups</b> 102 AQI
<b>Tomorrow</b> Saturday 4/22/23	PM2.5/Ozone <b>Good</b> 38/45 AQI	PM2.5 <b>Good</b> 38 AQI

## Today's Forecast:




An Air Quality Action Day will be declared for Friday April 21, 2023 with high PM2.5 values this morning, continuing for a few hours before air quality improves later this morning and into this afternoon.

The warm weather will come to an end, at least into the early part of next week. A strong cold front coming through Saturday will bring showers and a thunderstorm during the morning into the early afternoon. Breezy and much cooler Saturday night into Sunday with a shower or two.

See Page 2 for the Air Quality Index guide

[Data provided by the PA Department of Environmental Protection](#)

**ACHD Air Dispersion 36-Hour Forecast:** This is the dispersion forecast for Allegheny County starting from this morning through tomorrow afternoon. The atmospheric dispersion index is a rating of the atmosphere's ability to transport pollution away from its source and is based on emissions and weather. Better atmospheric dispersion can improve air quality.

Forecast Period		Atmospheric Dispersion Index	Surface Inversion Strength	Wind (dir mph)
<b>Today</b>	 Morning	66 – Good	Strong	S-SW 5-10
	Afternoon	141 – Very Good	--	SW 15-20
<b>Tonight</b>	 Evening	25 – Fair	Moderate	W-N 10-15
	Overnight	10 – Poor	Strong	NE-E 5-10
<b>Tomorrow</b>	 Morning	46 – Generally Good	Moderate-Strong	SE-SW 10-15
	Afternoon	57 – Generally Good	--	W 10-15

See page 2 for the Atmospheric Dispersion Index guide and the daily Surface Temperature Inversion Report.

## ACHD Remarks:

An Air Quality Action Day for elevated PM2.5 values has been declared for the Liberty-Clairton Area, PA on Friday, April 21, 2022.

Data provided by the National Weather Service (NWS) [Fire Weather Planning Forecast](#) and [PIT NWS Products](#)

## Guide to the Air Quality Index (AQI)

Color	Description	Meaning	AQI
Red	Unhealthy	Everyone should limit exertion outdoors.	151 - 200
Orange	Unhealthy for Sensitive Groups	Sensitive people should limit exertion outdoors.	101 - 150
Yellow	Moderate	Extremely sensitive people may wish to limit outdoor exertion.	51 - 100
Green	Good	No health impacts are expected in this range.	0 - 50

## Guide to the Atmospheric Dispersion Index

Very Poor	Poor	Generally Poor	Fair	Generally Good	Good	Very Good
1 - 6	7 - 12	13 - 20	21 - 40	41 - 60	61 - 100	> 100

### ACHD Surface Temperature Inversion Report:

*This is the 7 AM surface-based temperature inversion report for Allegheny County.*

This morning's inversion of **3.8°C** with a depth of **233 m** is estimated to break at **9:00 AM**.

This inversion can be characterized as: None / Slight / Weak / **Moderate** / Strong.

There is no inversion above ~1000 meters reported.

### What does the Surface Temperature Inversion Report mean?

A surface temperature inversion is a weather pattern that stops mixing of the air near the ground, and pollution released into the air tends to remain at higher concentrations.

Surface temperature inversion conditions include how strong the surface inversion is (in °C), how high the inversion is above the surface (in meters), and when the inversion is expected to break (in Eastern Standard Time). Also included is whether an upper-level inversion or inversions exist, starting at about 1,000 meters.

#### Surface Temperature Inversion Characterization

0-0.9 C°: Slight

1-2.9 C°: Weak

3-4.9 C°: Moderate

≥5 C°: Strong

