

# Air Quality Forecast and Dispersion Outlook of Allegheny County, Pennsylvania for 9/16/22

**Air Quality Forecast:** This is the daily forecasted Air Quality Index (AQI) for each area provided by the PA Department of Environmental Protection. The AQI is based on PM2.5 or Ozone, whichever is forecasted to be higher.

Forecast Period	Pittsburgh Area	Liberty-Clairton Area
<b>Today</b> Friday 9/16/22	PM2.5 <b>Moderate</b> 72 AQI	PM2.5 <b>Moderate</b> 70 AQI
<b>Tomorrow</b> Saturday 9/17/22	PM2.5 <b>Moderate</b> 84 AQI	PM2.5 <b>Moderate</b> 82 AQI




### Today's Forecast:

A strong morning inversion will lead to higher PM2.5 levels Friday morning, and the westerly flow during the afternoon may not be enough to keep this pollutant's daily average below the moderate range. With a good deal of sunshine, afternoon temperatures will rise to the 80-degree mark, so lower moderate ozone concentrations are likely.

See Page 2 for the Air Quality Index guide

[Data provided by the PA Department of Environmental Protection](#)

**ACHD Air Dispersion 36-Hour Forecast:** This is the dispersion forecast for Allegheny County starting from this morning through tomorrow afternoon. The atmospheric dispersion index is a rating of the atmosphere's ability to transport pollution away from its source and is based on emissions and weather. Better atmospheric dispersion can improve air quality.

Forecast Period		Atmospheric Dispersion Index	Surface Inversion Strength	Wind (dir mph)
<b>Today</b>	 Morning	Very Poor – 6	Strong	SW 2
	Afternoon	Fair – 24	--	W 2
<b>Tonight</b>	 Evening	Very Poor – 1	--	S 2
	Overnight	Very Poor – 1	--	ESE 1
<b>Tomorrow</b>	 Morning	Poor – 11	Strong	ESE 2
	Afternoon	Good – 76	--	SW 6

See page 2 for the Atmospheric Dispersion Index guide and the daily Surface Temperature Inversion Report.

**ACHD Remarks:** Higher PM2.5 is possible over the weekend with light southwest winds and strong morning inversions.

Data provided by the National Weather Service (NWS) [Fire Weather Planning Forecast](#) and [PIT NWS Products](#)

## Guide to the Air Quality Index (AQI)

Color	Description	Meaning	AQI
Red	Unhealthy	Everyone should limit exertion outdoors.	151 - 200
Orange	Unhealthy for Sensitive Groups	Sensitive people should limit exertion outdoors.	101 - 150
Yellow	Moderate	Extremely sensitive people may wish to limit outdoor exertion.	51 - 100
Green	Good	No health impacts are expected in this range.	0 - 50

## Guide to the Atmospheric Dispersion Index

Very Poor	Poor	Generally Poor	Fair	Generally Good	Good	Very Good
1 - 6	7 - 12	13 - 20	21 - 40	41 - 60	61 - 100	> 100

### ACHD Surface Temperature Inversion Report:

*This is the 7 AM surface-based temperature inversion report for Allegheny County.*

This morning's inversion of 6.4° and a depth of 186 m is estimated to break at 10:30 am.

This inversion can be characterized as: None / Slight / Weak / Moderate / **Strong**.

There is no upper level inversion reported.

### What does the Surface Temperature Inversion Report mean?

A surface temperature inversion is a weather pattern that stops mixing of the air near the ground, and pollution released into the air tends to remain at higher concentrations.

Surface temperature inversion conditions include how strong the surface inversion is (in °C), how high the inversion is above the surface (in meters), and when the inversion is expected to break (in Eastern Standard Time). Also included is whether an upper-level inversion or inversions exist, starting at about 1,000 meters.

#### Surface Temperature Inversion Characterization

0-0.9 C°: Slight

1-2.9 C°: Weak

3-4.9 C°: Moderate

≥5 C°: Strong

